



## RGE Tech Tips from the Field – Client Edition

Topic: GrandPad vs iPad — Which Is Right for You?

---

### RGE Client Summary

#### GrandPad vs iPad — Which Is Right for You?

---

#### The Simple Answer

There's no “better” device—only the **better fit** for the person using it.

---

#### Option 1: GrandPad





## RGE Tech Tips from the Field – Client Edition

*Topic: GrandPad vs iPad — Which Is Right for You?*





## RGE Tech Tips from the Field – Client Edition

Topic: GrandPad vs iPad — Which Is Right for You?

# How to use the charging cradle

The charging cradle is the primary way to keep your GrandPad powered and ready for use. Choose a location that is in reach regularly. We suggest placing it beside your favorite comfy chair or bedside table.

## STEP 1 POWER UP THE CRADLE

**Plug the charging cradle into a standard 120-volt wall outlet**

A small green light will appear on the left side of the charger indicating that the power is on.



## STEP 2 KEEP YOUR GRANDPAD CHARGED WIRELESSLY

**Place your GrandPad on the charging cradle facing forward (as shown) and it will automatically start charging**

- A white light turns on to verify the charge.
- The device will charge with the protective cover closed (as shown) or flipped open.

Place your GrandPad on the charging cradle every night—in the morning it will be fully charged.



### DISPLAY A PHOTO SLIDESHOW FOR ALL TO SEE

As your GrandPad is charging, keep the protective cover open, and after some time a slideshow of all your photos will play automatically.





## RGE Tech Tips from the Field – Client Edition

Topic: GrandPad vs iPad — Which Is Right for You?

### Start with the basics

GrandPad is built with you in mind. No complications. A simple and secure way to stay connected with the people you love and to be entertained throughout the day.

**Swipe or tap with your finger to navigate**

**Home Screen**  
Tap an application (app) button to use the feature. Apps are managed by your family admin and can be turned on/off for a custom experience.

**Home Screen Buttons**  
Each colored button opens an app that does something different. Learn about each app on the following pages.  
The word "New" will appear to indicate there is newly added content to view.

**Use the stylus to aid stability and accuracy**

**Page Instructions**  
On nearly every screen, you'll see instructions. When in doubt, always check here.

**Charging Cradle**  
Easy to use wireless charging station doubles as a hands-free tablet holder (see pg 4).

**Protective Case**  
'Wakes up' the screen automatically when opened and sends it to sleep when closed to preserve battery life.

**Enhanced Speakers**  
Both sides of the GrandPad have premium-sound, high-quality, front speakers for crisp, clear listening.

**Power Button**  
Press and hold the button located on the outer edge to force power on/off.

3 | Questions? Need help? Call (800) 704-9412



Page 4 | 13

Red Glen Electronics • Simplifying Technology, One Device at a Time

📞 8607763306 | ✉ RGE4Help@gmail.com | 🌐 www.redglenelectronics.com



## RGE Tech Tips from the Field – Client Edition

Topic: GrandPad vs iPad — Which Is Right for You?



### ✓ Best For:

- Seniors who **do not want to learn technology**
- Users who get **easily confused or frustrated**
- Families who want **full control and safety**

### 👍 What It Does Well:

- Large, simple buttons (no clutter)
- No passwords, pop-ups, or scams
- Family controls contacts and content
- Built-in internet (no Wi-Fi setup)

### ⚠ Things to Know:

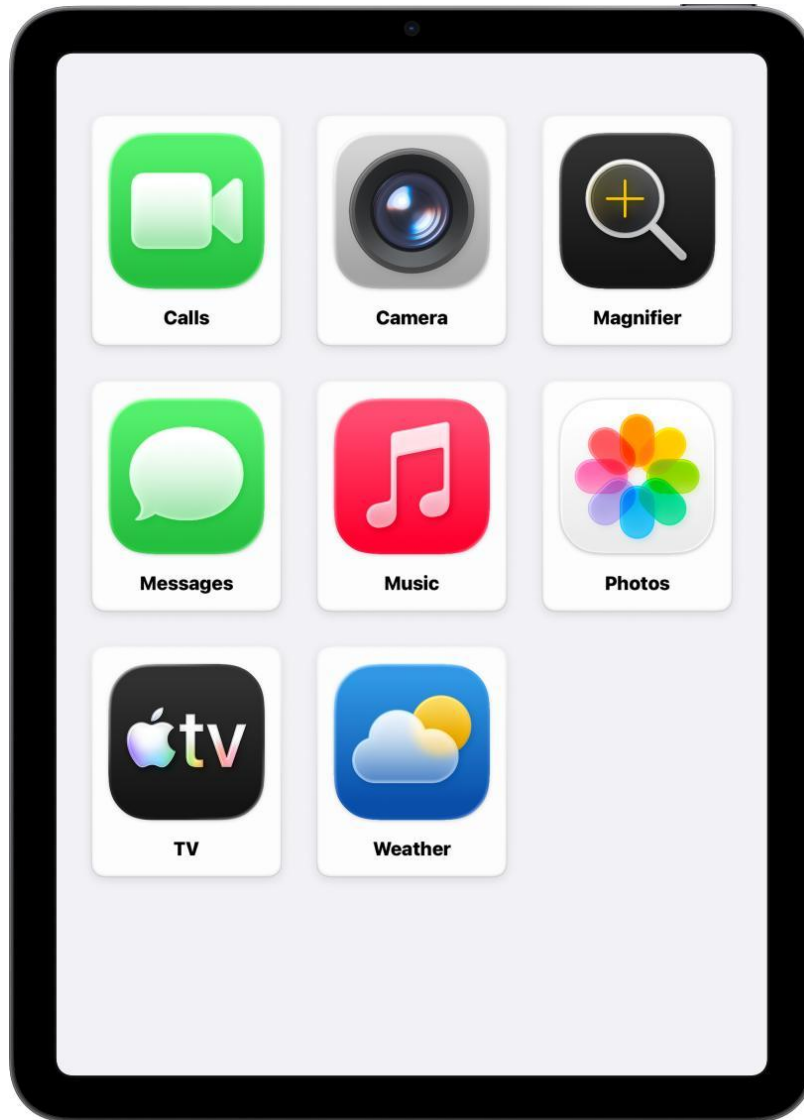
- Monthly subscription required
- Slower performance (especially on the internet)
- Very limited features (no app store freedom)



## RGE Tech Tips from the Field – Client Edition

Topic: GrandPad vs iPad — Which Is Right for You?

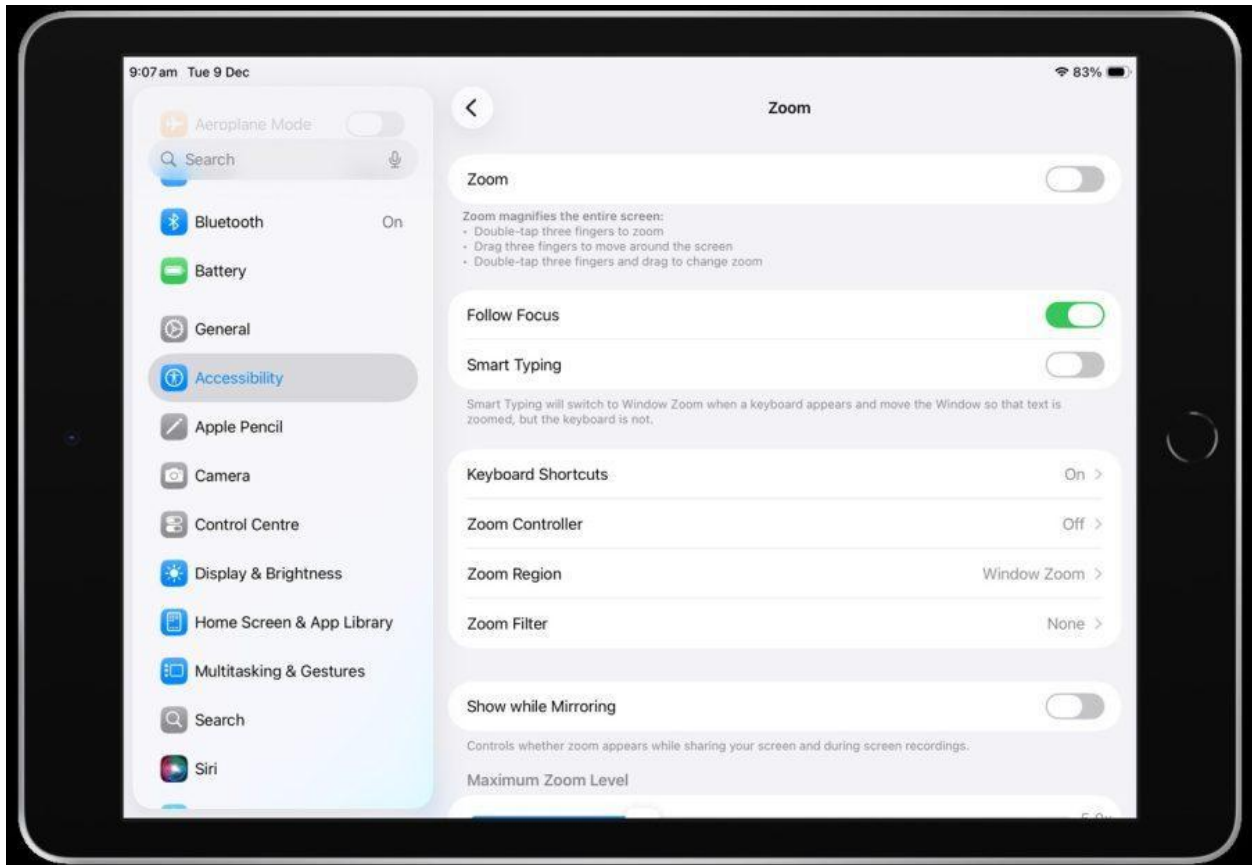
### Option 2: Simplified iPad (Recommended by RGE)





## RGE Tech Tips from the Field – Client Edition

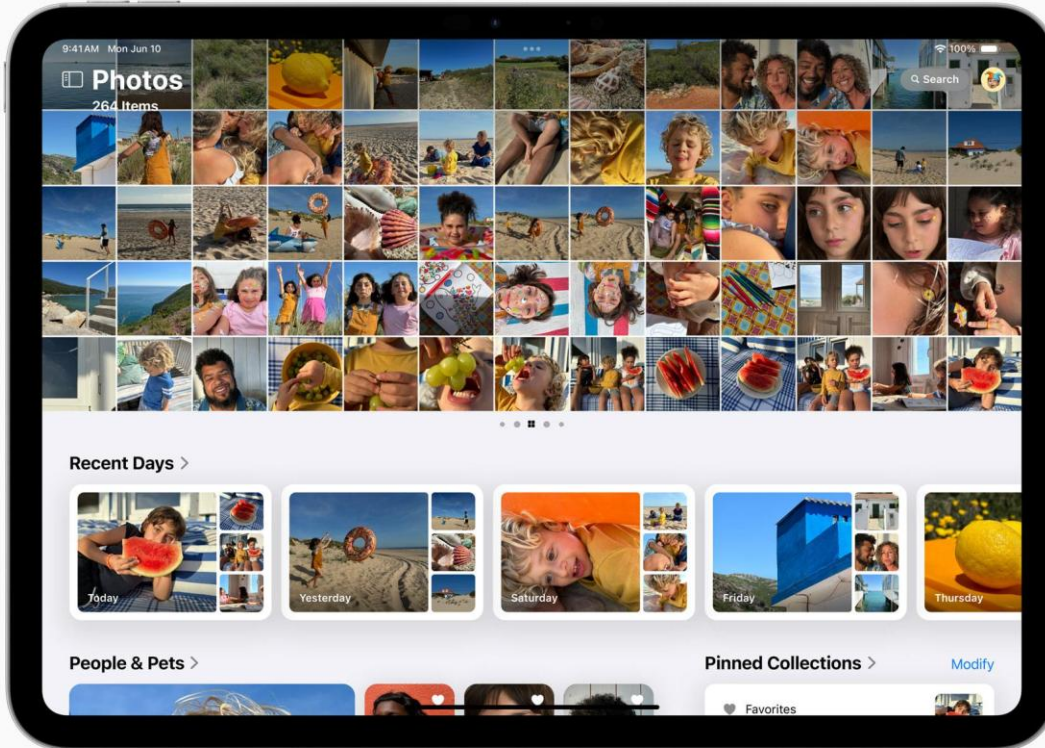
Topic: GrandPad vs iPad — Which Is Right for You?





## RGE Tech Tips from the Field – Client Edition

Topic: GrandPad vs iPad — Which Is Right for You?





## RGE Tech Tips from the Field – Client Edition

Topic: GrandPad vs iPad — Which Is Right for You?





## RGE Tech Tips from the Field – Client Edition

Topic: GrandPad vs iPad — Which Is Right for You?

### ✓ Best For:

- Seniors who can learn **a few simple steps**
- Families who want **flexibility without high monthly cost**
- Users who want **better speed and quality**

### 👍 What It Does Well:

- Fast and smooth performance
- Clear video calls (FaceTime/Zoom)
- Photos, email, and internet all in one place
- No required monthly fee (Wi-Fi use)

### ⚠ Things to Know:

- Needs proper setup (that's where RGE comes in)
- Slight learning curve (usually solved in one session)

---

### 🧠 RGE Recommendation (The Honest Take)

👍 If the user **won't learn tech at all**

→ Go with **GrandPad**

👍 If the user can learn **just a little**

→ A **simplified iPad is the better long-term choice**

---

### 💡 RGE Tip 🤪

We can turn a regular iPad into something that feels **very close to GrandPad—only faster, more flexible, and without the monthly cost.**

---



## RGE Tech Tips from the Field – Client Edition

Topic: GrandPad vs iPad — Which Is Right for You?

### 👉 How RGE Helps

- Personalized iPad setup
  - Simplified home screen (big, clear icons)
  - Family connection setup (calls, photos)
  - 30-minute easy training session
  - Optional follow-up support
- 

### Bottom Line:

GrandPad is simpler out of the box.  
iPad is better with the right setup.

---

---

## 2 RGE DECISION TREE (Family-Friendly Version)

---

### 🌀 “Which Device Should We Choose?”

Start here 👉

---

### ? Step 1: Can they learn 3–5 simple steps?

- Tap
- Swipe
- Go Home
- Answer a call

👉 YES → Go to Step 2

👉 NO →  GrandPad



## RGE Tech Tips from the Field – Client Edition

Topic: GrandPad vs iPad — Which Is Right for You?

---

### ? Step 2: Do they get frustrated easily with tech?

- 👉 YES (very easily) → Lean **GrandPad**
  - 👉 NO / somewhat patient → Go to Step 3
- 

### ? Step 3: Is speed and quality important?

(Video calls, photos, internet)

- 👉 YES →  iPad (RGE Setup Recommended)
  - 👉 NO → Either works (lean GrandPad for simplicity)
- 

### ? Step 4: Do you want to avoid monthly fees?

- 👉 YES →  iPad
  - 👉 NO → Either works
- 

### 📄 Quick Summary

Situation	Best Choice
Very low-tech comfort	GrandPad
Moderate comfort + support	iPad
Wants best video/photos	iPad
Wants zero setup hassle	GrandPad
Wants best long-term value	iPad

---



## RGE Tech Tips from the Field – Client Edition

Topic: GrandPad vs iPad — Which Is Right for You?

### Chip's Straight Talk (RGE Style)


GrandPad is like a **TV with buttons**

iPad is like a **simple computer when set up right**


---

### Final Recommendation

If there's **any chance** the user can learn:

 Go iPad + RGE setup

If not:

 GrandPad is a safe, reliable fallback

---